



2018-2019 IUPUI BASKETBALL GAME NOTES

IUPUI

SCHEDULE/RESULTS

(2-2, 0-0 HORIZON)

Date	Opponent	Result/Time
Oct. 29	# Central State	W, 86-52
Nov. 6	at Xavier	L, 69-82
Nov. 10	Eastern Illinois	W, 71-65
Nov. 14	^ at Boston College	W, 76-69
Nov. 16	^ at Richmond	L, 70-78
Nov. 23	^ vs. St. Francis (NY)	7:00 pm
Nov. 24	^ vs. Grambling/Niagara	tbd
Nov. 28	Bradley	7:00 pm
Dec. 1	Ball State	1:00 pm
Dec. 6	IU Kokomo	7:00 pm
Dec. 12	IU Northwest	7:00 pm
Dec. 15	Western Illinois	1:00 pm
Dec. 18	at Purdue Fort Wayne	7:00 pm
Dec. 21	at Morehead State	5:35 pm
Dec. 28	*at Northern Kentucky	7:00 pm
Dec. 30	*at Wright State	3:00 pm
Jan. 4	*at UIC	7:00 pm
Jan. 10	*Cleveland State	7:00 pm
Jan. 12	*Youngstown State	1:00 pm
Jan. 17	*at Green Bay	8:00 pm
Jan. 19	*at Milwaukee	7:00 pm
Jan. 24	*Oakland	11:00 am
Jan. 26	*Detroit Mercy	1:00 pm
Feb. 1	*Northern Kentucky	7:00 pm
Feb. 3	*Wright State	1:00 pm
Feb. 9	*UIC	1:00 pm
Feb. 14	*at Youngstown State	7:00 pm
Feb. 16	*at Cleveland State	1:00 pm
Feb. 22	*Milwaukee	7:00 pm
Feb. 24	*Green Bay	1:00 pm
Feb. 28	*at Detroit Mercy	8:00 pm
Mar. 2	*at Oakland	4:00 pm
Mar. 5-6	& HL Quarterfinals	7:00 pm
Mar. 11	& HL Semifinals	tbd
Mar. 12	& HL Championship	tbd

denotes exhibition
 * denotes Horizon League games
 ^ part of Fort Myers Tip-Off
 (first two games on campus sites / last two at Niagara)
 & denotes Horizon League Tournament games
 (quarterfinals on campus sites / semis and finals in Detroit)

MEDIA COVERAGE

TV: none
Video Stream: purpleeagles.com
Audio: none
Live Stats: IUPUIJags.com
Twitter: @IUPUIJaguars / @IUPUIMensBball

MBB CONTACT

Ed Holdaway - IUPUI Assistant AD
Email: eholdawa@iupui.edu
Twitter: @EdHoldaway
Cell: 317-908-2645

'03 NCAA TOURNAMENT, 2010 CBI

IUPUI (2-2) vs. ST. FRANCIS BROOKLYN (2-2)

Friday, November 23, 2018 • 7:00 p.m. • Niagara, N.Y. • Gallagher Center (2,400)




STAT BREAKDOWN

IUPUI		St. Francis (NY)
71.5	PPG	77.8
73.5	Opp. PPG	69.0
.414	FG%	.427
.451	Opp. FG%	.448
37.0 (+4.0)	RPG (Margin)	41.0 (+5.0)
.320	3FG%	.345
.713	FT%	.649
14.8 (-0.2)	TO/G (Margin)	13.3 (+2.7)
124	RPI	235

SERIES BREAKDOWN

Overall:	0-0
Gardner vs. St. Francis (NY):	0-0
in Brooklyn:	0-0
in Indianapolis:	0-0
neutral:	0-0
Last Meeting:	n/a
Outcome:	n/a
Streak:	n/a
Quick Note:	

THE JAGUARS



PROBABLE STARTERS

No.	Name	Yr.	Pos.	Ht.	Hometown	PPG	RPG	APG	FG%	3FG%	FT%
5	Camron Justice	Jr.	G	6-3	Hindman, Ky.	18.3	2.8	2.0	.370	.250	.862
22	D.J. McCall	Sr.	G	6-6	Fort Wayne, Ind.	3.8	6.3	3.0	.318	.000	.250
23	Grant Weatherford	Jr.	G	6-2	Cicero, Ind.	8.0	2.3	2.8	.600	.333	.778
24	Evan Hall	Sr.	F	6-7	Hindman, Ky.	12.3	5.7	1.0	.571	---	.417
32	Elyjah Goss	So.	F	6-7	Plainfield, Ill.	7.8	8.5	0.5	.458	.500	.556

OFF THE BENCH

0	Jaylen Minnett	So.	G	6-1	Terre Haute, Ind.	10.3	3.3	1.8	.310	.281	1.000
2	Jakoby Kemp	So.	F	6-8	Layton, Utah	---	---	---	---	---	---
4	Jack Hansen	Fr.	F	6-7	Noblesville, Ind.	4.5	2.3	0.3	.375	.364	1.000
10	Nick Rogers	Jr.	G	6-1	Indianapolis, Ind.	6.8	1.8	1.5	.583	.625	.667
11	Brandon Kenyon	Fr.	F/C	6-10	Caledonia, Ontario	3.5	0.5	0.0	.400	.000	1.000
15	Ahmed Ismail	Sr.	C	7-1	Cairo, Egypt	1.3	3.0	0.3	.000	---	.625
25	Trevor Johnson	Jr.	G	6-2	Flagstaff, Ariz.	---	---	---	---	---	---
55	Daniel Alston	Fr.	G	6-0	Champaign, Ill.	---	---	---	---	---	---

QUICK HITTERS

- IUPUI returns just five letterwinners from a season ago and three starters in **Evan Hall**, **D.J. McCall** and **Nick Rogers**. Hall is the team's top returning scorer (7.7 ppg) and rebounder (6.1 rpg) while sophomore guard **Jaylen Minnett** is next in line at 7.1 ppg.
- The Jaguars' top three scorers from last season all departed as Aaron Brennan (12.4 ppg, 4.5 rpg) and Ron Patterson (10.3 ppg) graduated and rising senior guard T.J. Henderson (10.8 ppg) opted to transfer to NAIA Marian University.
- Head coach **Jason Gardner** enters his fifth season on the Jaguars' sidelines, boasting a 50-79 career record. He's 30-36 (.455) in league games in his four seasons and guided the Jags to The Summit League Tournament Semifinals in his third season in 2016-17.
- IUPUI is seven years removed from a winning season as current Georgia State head coach Ron Hunter guided the Jaguars to a 19-14 mark in the 2010-11 campaign. Since then, IUPUI has gone just 75-148 for a .336 winning percentage.
- Four of IUPUI's newcomers this season sat out last season as part of the program and will be eligible this season. Junior guard **Camron Justice** leads that group, having transferred to IUPUI after two years at Vanderbilt. Senior center **Ahmed Ismail** has one season of eligibility remaining after coming to IUPUI from Manhattan and junior guard **Grant Weatherford** is cleared for takeoff after sitting out last season after transferring from Midland (Texas) College. The fourth is **Trevor Johnson**, who joined the program midyear last year from the junior college ranks. The Arizona-native is immediately eligible this season.
- IUPUI is expected to make 27 appearances on the ESPN family of networks, including a nationally televised game with UIC on ESPNU on Jan. 4. The Jags are scheduled for 16 games on the newly launched ESPN+ platform and 10 others on ESPN3.

2018-2019 ROSTER

NUMERIC ROSTER

##	Name	Pos.	Ht.	Wt.	Yr.	Hometown/High School (Previous)
0	Jaylen Minnett	G	6-1	180	So.	Terre Haute, Ind./Terre Haute South
1	# Jamil Jackson Jr.	G/F	6-6	190	Jr.	Minneapolis, Minn./Minneapolis North (Southern Utah)
2	Jakoby Kemp	F	6-8	190	So.	Layton, Utah/Layton (Salt Lake C.C.)
4	Jack Hansen	F	6-7	205	Fr.	Noblesville, Ind./Guerin Catholic
5	Camron Justice	G	6-3	180	Jr.	Hindman, Ky./Knott County Central (Vanderbilt)
10	Nick Rogers	G	6-1	170	Jr.	Indianapolis, Ind./Traders Point Academy (Toledo)
11	Brandon Kenyon	F/C	6-10	225	Fr.	Caledonia, Ontario/RISE Prep
14	# Marcus Burk	G	6-3	205	Jr.	Indianapolis, Ind./Franklin Central (Campbell)
15	Ahmed Ismail	C	7-1	260	Sr.	Cairo, Egypt/Nakhas Zagazig (Manhattan)
22	D.J. McCall	G	6-6	190	Sr.	Fort Wayne, Ind./Concordia Lutheran
23	Grant Weatherford	G	6-2	185	Jr.	Cicero, Ind./Hamilton Heights (Midland [Tex.] College)
24	Evan Hall	F	6-7	230	Sr.	Hindman, Ky./Knott County Central
25	Trevor Johnson	G	6-2	170	Jr.	Flagstaff, Ariz./Flagstaff (Mesa C.C.)
32	Elyjah Goss	F	6-7	195	So.	Bolingbrook, Ill./Plainfield East
55	Daniel Alston	G	6-0	175	Fr.	Champaign, Ill./Judah Christian

COACHING STAFF

Head Coach:	Jason Gardner
Alma Mater:	Arizona, '11
Career Record:	(50-79; 5th season)
IUPUI Record:	(50-79; 5th season)
Conference Record:	(30-36; 5th season)
Associate Head Coach:	Byron Rimm II
Alma Mater:	Cal State Los Angeles, '99
Assistant Coach:	Matt Bringman
Alma Mater:	Palm Beach Atlantic, '06
Assistant Coach:	Matt Dunn
Alma Mater:	Fort Hays State, '07
Dir. of Operations:	Isaac Loechle
Alma Mater:	Indiana, '01
Strength Coach:	Jason Quarles
Alma Mater:	IUPUI, '12

PRONUNCIATION GUIDE


ELYJAH Goss	(same as Elijah)
Jaylen MINNETT	(min- NET)
AHMED ISMAIL	(AH-med ISH -male)

will sit out the 2018-19 season as a Division I transfer


RADIO / TV ROSTER



#0 - JAYLEN MINNETT
6-1 // Soph. // G
Terre Haute, Ind.



#2 - JAKOBY KEMP
6-8 // Soph. // F
Layton, Utah




#4 - JACK HANSEN
6-7 // Fr. // F
Noblesville, Ind.



#5 - CAMRON JUSTICE
6-3 // Jr. // G
Hindman, Ky.



#10 - NICK ROGERS
6-1 // Jr. // G
Indianapolis, Ind.



#11 - BRANDON KENYON
6-10 // Fr. // F/C
Caledonia, Ontario



#15 - AHMED ISMAIL
7-1 // Sr. // C
Cairo, Egypt



#22 - D.J. McCALL
6-6 // Sr. // G
Fort Wayne, Ind.



#23 - GRANT WEATHERFORD
6-2 // Jr. // G
Cicero, Ind.




#24 - EVAN HALL
6-7 // Sr. // F
Hindman, Ky.



#25 - TREVOR JOHNSON
6-2 // Jr. // G
Flagstaff, Ariz.



#32 - ELYJAH GOSS
6-7 // Soph. // F
Bolingbrook, Ill.



#55 - DANIEL ALSTON
6-0 // Fr. // G
Champaign, Ill.



JASON GARDNER
Head Coach
5th season

CAREER DOUBLE-DIGIT PERFORMANCES/STARTS

Double-Digit Scoring Games

Name	Season	Career
Goss	1	2
Hall	2	26
Hansen	1	1
Justice	3	3
McCall	1	14
Minnett	2	9
Rogers	0	3
Weatherford	1	1

20+ Point Scoring Games

Name	Season	Career
Hall	0	2
Justice	2	2
McCall	0	2
Minnett	1	1

Double-Digit Reb. Games

Name	Season	Career
Goss	2	3
Hall	1	10
McCall	0	3

Double-Doubles

Name	Season	Career
Goss	1	1
Hall	1	6

Games Started

Name	Season	Career
Goss	4	4
Hall	3	66
Ismail	1	1
Justice	4	4
McCall	4	68
Minnett	0	4
Rogers	0	25
Weatherford	4	4

POLLS

Week 3 (Nov. 19)

Rk	Team (1st)	Record	Pts.	Prev.	Conf.
1.	Gonzaga (30)	3-0	774	1	West Coast
2.	Buffalo (1)	3-0	741	2	Mid-American
3.	BYU	4-1	640	4	West Coast
4.	Saint Mary's	3-0	592	7	West Coast
5.	Belmont	3-0	579	10	Ohio Valley
6.	Furman	5-0	553	20	Southern
7.	South Dakota State	3-1	533	3	Summit
8.	Loyola Chicago	3-1	531	8	Missouri Valley
9.	Wofford	2-2	523	5	Southern
10.	Murray State	2-0	421	16	Ohio Valley
11.	Northeastern	2-3	353	6	Colonial
12.	Harvard	2-2	327	11	Ivy League
13.	UNC Greensboro	3-1	324	19	Southern
14.	Illinois State	2-1	314	17	Missouri Valley
15.	UC Irvine	4-0	310	23	Big West
16.	Georgia State	2-1	298	15	Sun Belt
17.	Georgia Southern	5-0	274	NR	Sun Belt
18.	Lipscomb	3-1	242	22	Atlantic Sun
19.	Montana	4-1	200	14	Big Sky
20.	Southern Illinois	1-2	177	9	Missouri Valley
21.	Penn	4-1	158	18	Ivy League
22.	Loyola Marymount	5-0	148	NR	West Coast
23.	Louisiana	1-2	103	12	Sun Belt
24.	Northern Kentucky	6-0	93	NR	Horizon
25.	Charleston	3-1	84	24	Colonial

Week 3 (Nov. 19)

	Record	Pts.	Prev.	Conf.
	3-0	774	1	West Coast
	3-0	741	2	Mid-American
	4-1	640	4	West Coast
	3-0	592	7	West Coast
	3-0	579	10	Ohio Valley
	5-0	553	20	Southern
ate	3-1	533	3	Summit
	3-1	531	8	Missouri Valley
	2-2	523	5	Southern
	2-0	421	16	Ohio Valley
	2-3	353	6	Colonial
	2-2	327	11	Ivy League
	3-1	324	19	Southern
	2-1	314	17	Missouri Valley
	4-0	310	23	Big West
	2-1	298	15	Sun Belt
n	5-0	274	NR	Sun Belt
	3-1	242	22	Atlantic Sun
	4-1	200	14	Big Sky
	1-2	177	9	Missouri Valley
	4-1	158	18	Ivy League
nt	5-0	148	NR	West Coast
	1-2	103	12	Sun Belt
ky	6-0	93	NR	Horizon
	3-1	84	24	Colonial

November 19

HORIZON LEAGUE

through Nov. 20

UPCOMING SCHEDULE		
Date	Game	Time
11/23	James Madison at Oakland	2:30pm
	Saint Francis vs. IUPUI	7pm
	Albany at Milwaukee	8pm
	Ohio State at Cleveland State	8pm
11/24	Oral Roberts at Oakland	2:30pm
	tbd vs. IUPUI	tba
	Detroit Mercy at Eastern Michigan	2pm
	UW-Parkside at UIC	4:12pm

Date	Game	Time
11/23	James Madison at Oakland	2:30pm
	Saint Francis vs. IUPUI	7pm
	Albany at Milwaukee	8pm
	Ohio State at Cleveland State	8pm
11/24	Oral Roberts at Oakland	2:30pm
	tbd vs. IUPUI	tba
	Detroit Mercy at Eastern Michigan	2pm
	UW-Parkside at UIC	4:12pm

11/30	Buffalo at Milwaukee	5:30am
	UMBC at Northern Kentucky	7pm
12/1	Youngstown State at West Virginia	tba
	SFA/USF vs. Milwaukee	8am
	Oakland at Xavier	12pm
	Ball State at IUPUI	1pm
	Cleveland State at Toledo	2pm
	Belmont at Green Bay	2pm
	Wright State at Indiana State	2pm
	Loyola at UIC	4:12pm
	Detroit Mercy at Akron	7pm

IUPUI HORIZON LEAGUE AWARD WINNERS

as of Nov. 20 [denotes NCAA ranking]

Player	Horizon [Nat'l Rk.]	Stat
Elyjah Goss		
Blocked Shots	t-2nd	1.5 bpg
Def. Rebounds	4th	6.5 rpg
Rebounding	5th	8.5 rpg
3FG%	t-6th	50.0%
Off. Rebounds	t-11th	2.0 rpg

Camron Justice		
FT%	4th	86.2%
Scoring	5th	18.3 ppg
Steals	t-13th	1.3 spg
3 FG	t-14th	2.0/gm

Jaylen Minnett		
3 FG	t-7th	2.3/gm
Scoring	t-26th	10.3 ppq

Grant Weatherford		
FG%	t-4th	60.0%

SPIDERS STUMP JAGUARS IN 2ND HALF

IUPUI was unable to finish the recent two-game road trip with back-to-back wins as the Jaguars dropped the second game of the Fort Myers Tip-Off, 78-70 at Richmond last Friday. IUPUI led by as many as 13 in the opening half and led 30-29 at the break, but was outscored 49-40 after halftime in the eight-point loss. Junior Camron Justice led four Jaguars in double-digits with 14 points and Evan Hall tallied 13, but Richmond's pint sized point guard Jacob Gilyard was the story, collecting a career-high 31 points on 12-of-16 shooting.

Below are more notes about the loss at Richmond.

-IUPUI shot a season-high 51.9 percent from the floor, but allowed Richmond to shoot 52 percent from the floor, including 61 percent after halftime.

-IUPUI's bench outscored Richmond's reserves by an 18-0 margin, marking the fourth time in four games the IUPUI bench has outscored the opposition.

-IUPUI held Richmond to just four offensive boards and two second chance points.

-After being outrebounded by seven caroms in the season-opening loss at Xavier, IUPUI has won the glass in the past three games, including a dominating 40-28 margin at Boston College. IUPUI outrebounded Richmond 34-26 last Friday.

-D.J. McCall scored a season-high 11 points (5-6 FG) against Richmond, becoming the seventh different IUPUI player to score at least 10 points in a game this season.

-Sophomore Jaylen Minnett tallied 10 points off the IUPUI bench and matched his career-highs in both rebounds (4), assists (3) and steals (2) at Richmond.

-The main difference in the games was free throw shooting. IUPUI made just 7-of-14 attempts while Richmond was 20-of-29 for the game. Richmond outscored IUPUI at the charity stripe 17-5 after halftime.

BLOW OUT THE CANDLES

Head coach Jason Gardner celebrated his 38th birthday in style, collecting his 50th career head coaching win at Boston College on November 14.

Gardner is third on the program's all-time wins list at 50, but is a far cry from the top two in program history. Current Georgia State head coach Ron Hunter (275) and IUPUI Hall of Famer Bob Lovell (195) own the top two spots in program history.

GAME 5

In each of the past four seasons, IUPUI has opened 2-2 and dropped game five of the campaign. In every instance, IUPUI has never gotten back to .500, also dropping game six of the schedule.

The last time IUPUI was above .500 after the fifth game of the schedule was 2009-10 when the Jaguars opened 4-1 en route to a 25-win season.

SHARING THE WEALTH

After four games, IUPUI has just one player who has scored in double-digits three times (Justice) and seven different players have hit for 10-or-more at least once. D.J. McCall became the most recent player to tally double-digits, joining a group that includes Elijah Goss, Evan Hall, Jack Hansen, Camron Justice, Jaylen Minnett and Grant Weatherford.

TRENDS

Some trends are beginning to shake out after the season's opening four games. Sophomore Elijah Goss has led the Jaguars in rebounding in all three games and comes in averaging 8.5 boards per game.

As a team, IUPUI is averaging 11.3 offensive boards per game, led by D.J. McCall's team-high 13 offensive boards. The offensive rebounding is a direct result of the Jaguars' poor shooting as IUPUI ranks towards the bottom in field goal shooting (41.4%) and three-point shooting (32.0%).

700 DAYS

IUPUI junior guard Camron Justice was 700 days removed from his last competitive basketball game when the Jags took the floor against Xavier. Justice played just more than a season at Vanderbilt before joining the IUPUI program prior to last fall and sitting the full season as a transfer. Prior to Xavier, Justice last played in a game on Dec. 6, 2016 when the Commodores defeated High Point.

Justice and Evan Hall were high school teammates at Knott County Central (Ky.) High School, helping the Patriots to four straight state tournament appearances. Justice finished his high school career with 3,588 points and 393 treys before being named the 2015 Kentucky Mr. Basketball.

OTHER NEWBIES

While Justice is nearly two full years removed from his last Division I game, others in the Jaguars' rotation are in similar spots. Junior guard Grant Weatherford has never appeared in a Division I game, despite graduating from Hamilton Heights High School in 2015. Weatherford redshirted at Purdue in 2015-16, played a full season at Midland (Texas) College in 2016-17 and sat out all of last season.

A LOOK BACK

Last year's IUPUI team ranked among the nation's best in steals (6.8 spg) and turnovers forced (14.7 to/game). IUPUI ranked 53rd nationally in turnovers forced per game and were among the nation's best in steals percentage.

In addition, last year's squad was among the best in the country in hitting the offensive glass, grabbing 11.5 offensive caroms per game. Evan Hall ranked 102nd individually in offensive rebounding, grabbing 2.6 offensive boards per contest as a junior.

HOT BENCH

A staple under head coach Jason Gardner has been his teams' bench scoring as the IUPUI leader likes to play 9-10 players and use his bench frequently. Gardner's teams have matched or outscored the opposition's bench in 95 of 129 games (73.6 percent),

including the season's first four games. All total, the IUPUI bench is averaging nearly 24 points per game this season and outscoring opponents' benches by 16 points per game.

2018-19 #HLMBB PRESEASON POLL RESULTS

Below are the results of the Horizon League Preseason Polls, as voted on by the league's coaches and media personnel. IUPUI is largely picked to finish anywhere from fourth to sixth according to preseason publications, including being picked sixth in the league's preseason poll.

Pl. School (1st-place) – Votes

1. Wright State (25) – 377
2. Northern Kentucky (10) – 356
3. UIC (4) – 310
4. Oakland – 239
5. Green Bay – 238
6. IUPUI – 188
7. Cleveland State – 175
8. Milwaukee (1) – 140
9. Youngstown State – 104
10. Detroit Mercy – 73

Preseason Player of the Year: Drew McDonald, Northern Kentucky

First Team (alphabetical order by school)

Tyree Appleby, Cleveland State
Sandy Cohen III, Green Bay
Drew McDonald, Northern Kentucky
Marcus Ottey, UIC
Loudon Love, Wright State

Second Team (alphabetical order by school)

Kameron Hankerson, Green Bay
Jalen Tate, Northern Kentucky
Tarkus Ferguson, UIC
Mark Hughes, Wright State
Naz Bohannon, Youngstown State

PERCENTAGES

In just five individuals, IUPUI returns 43 percent of the team's scoring (885 of 2047 points) and 52 percent of the team's minutes (3,133 of 6,025) from a season ago.

POWER PLAYERS

Three members of the IUPUI roster have spent time at Power 5 universities prior to joining the IUPUI program. Camron Justice played two seasons at Vanderbilt prior to joining the Jaguars last season to sit out his year in residency. Grant Weatherford redshirted the 2015-16 as a true freshman at Purdue University before later attending Midland (Texas) College before coming to IUPUI. Sophomore Jakoby Kemp redshirted the 2016-17 season at Mizzou for Kim Anderson before transferring to Salt Lake Community College last season and joining the Jaguars this offseason.

BRAND NEW BENCH

With the abrupt departure of longtime Associate Head Coach Matt Crenshaw to Ball State in October, the Jaguars have nearly an entirely new bench this season. Matt Bringman enters his second season on the IUPUI sidelines while Matt Dunn joined the program from Northern Arizona in August. Former Anderson University player Isaac Loechle (pronounced LOCK-lee) joined the IUPUI program as Director of Operations in July after Senior Advisor Andy Fagan opted to leave the coaching ranks immediately after last season. Most recently, Byron Rimm II, who spent 10 years as head coach at Prairie View A&M, joined the staff as associate head coach.

NEW LOOK

Not only does IUPUI have a new look on the bench this season, the Jaguars also have a new apparel provider this season, having switched from Nike to adidas this summer. IUPUI will have three different uniform combinations - red on white at home, white on red on the road and an alternate red on black for road games as well.

FAMILY TIES

Jakoby Kemp's older brother, Marcus, played football at Hawaii and is in his second season with the NFL's Kansas City Chiefs. Marcus collected his first NFL reception earlier this season in the Chiefs' 38-27 win over the 49ers.

Grant Weatherford's younger brother, Sterling, is currently a redshirt freshman defensive back at Miami (Ohio). Sterling was named Miami's Defensive Scout Team Player of the Year in 2017. His older sister Dakota played basketball collegiately at Louisville.

Jack Hansen's older brother Evan played football collegiately at nearby Wabash College, before passing away in September 2018.

FOOTER ALERT

Manhattan-transfer Ahmed Ismail is the tallest player in IUPUI history and just the second 7-footer in program history. The previous tallest was Bill Van Senus (2003-2008), who appeared in 83 games and made six starts during his four-year career.

NORTH OF THE BORDER

True freshman Brandon Kenyon is IUPUI's first Canadian-born player since 1998-99 when Shaun Clarke (Vaughn, Ontario) was part of the Jaguars' program. However, Clarke redshirted that season and never appeared in a game for the Jaguars.

NEWS, NOTES & STORYLINES (CONT.)

Kenyon was a teammate of Duke's R.J. Barrett and Florida's Andrew Nembhard while playing for the 17U Nike EYBL UPLAY Canada program.

UTAH NATIVE

Sophomore Jakoby Kemp is IUPUI's first-ever Utah native in program history. Kemp, a 6-foot-8 forward, transferred to IUPUI from Salt Lake City Community College and is originally from Layton, Utah.

HOMESTANDS

IUPUI's schedule this year boasts a pair of five-game homestands - one in non-conference play and the other in Horizon League play. The five-game non-conference homestand will run from Nov. 28-Dec. 15 as the Jags take on Bradley, Ball State, IU Kokomo, IU Northwest and Western Illinois in succession.

During league play, IUPUI will play five straight home games from Jan. 24-Feb. 9, welcoming the group of Oakland, Detroit Mercy, Northern Kentucky, Wright State and UIC during that span.

OTHER SCHEDULE NOTES

IUPUI will play four games in the Fort Myers Tip-Off, ironically none of which will be played in Fort Myers. The Jaguars will play true road games at Boston College (Nov. 14) and Richmond (Nov. 16) in the opening half of the tournament before heading to Niagara for the second half. The Jags will face St. Francis Brooklyn on Nov. 23 and either Grambling State or Niagara on Nov. 24.

The remainder of the non-conference schedule is either part of home-and-home agreements (Eastern Illinois, Bradley, Ball State, Western Illinois, Purdue Fort Wayne & Morehead State), non-Division I home games (IU Kokomo & IU Northwest) or guarantee games (Xavier).

IUPUI is already committed to a road game at Ball State in the 2019-2020 season and will receive a home game from Purdue Fort Wayne next season.

LOOKING AHEAD

As he likes to do, Gardner has two Division I transfers waiting in the wings for next season in juniors Jamil Jackson (Southern Utah) and Marcus Burk (Campbell). Jackson, a native of Minneapolis, was limited to five games last season at Southern Utah, totaling 14 points and two boards. The year prior, he was an NJCAA honorable mention All-American at Williston State where he averaged 16.3 points and 6.4 rebounds per game.

Burk, an Indianapolis-native and graduate of Franklin Central, comes home after two successful seasons at Campbell University. The 6-foot-3 sharpshooter averaged 14.8 points per game last season while hitting 91-of-226 (40.3 percent) from three-point range. In two years at Campbell, Burk averaged 11.2 points per game and hit 158 treys at a 40.2 percent clip. As a senior at Franklin Central, he averaged 25.3 points, 5.7 rebounds and 2.7 assists per game.

Both will have two years of eligibility remaining, beginning next season.

NEW TOURNEY FORMAT

The Horizon League Tournament will take on a new format this season as only the top eight teams will make the postseason instead of the 10-team all comers event.

The quarterfinals round will be played on Mar. 5-6 on campus sites with the top four seeds getting to host games. From there, the semifinals and championship game will be played at Little Caesars Arena in Detroit, Mich., on Mar. 11-12.

PRODUCING PROS

This past offseason, Gardner saw three of his former players ink their first professional contracts at Aaron Brennan inked a deal with the Walter Tigers in Germany and Kellon Thomas followed suit, signing with the EVL Baskets Limburg in Germany. Maurice Kirby inked a deal with Club Sayago in Uruguay.

IUPUI has eight individuals playing professionally at this point, keyed by George Hill, who enters his 11th season in the NBA and second season with the Cleveland Cavaliers. He's started all six games to start this season and is averaging 12.3 points and 2.3 assists per game.

In addition, Darell Combs, Robert Glenn and Alex Young are all thriving overseas.

27 TIMES

IUPUI is expected to make 27 appearances on the ESPN family of networks, including a nationally televised game with UIC on ESPN on Jan. 4. The Jags are scheduled for 16 games on the newly launched ESPN+ platform and 10 others on ESPN3.

Greg Rakestraw (pxp) and IUPUI Hall of Famer Bob Lovell (analyst) will return as the Jaguars' broadcast crew for every home game this season.

AT THE HORN

Winning games at the horn has been a staple of head coach Jason Gardner's squads. Since Gardner took over, IUPUI has won five games in the closing seconds, including three as time expired:

P.J. Boutte - 15' floater at the horn vs. Ball State (71-69 / Nov. 22, 2014)

Marcellus Barksdale - layup at the horn at IPFW (84-82 / Jan. 23, 2016)

Jordan Pickett - wing 3 with :02 vs. NDSU (73-72 / Jan. 31, 2016)

Darell Combs - wing J with :01.5 vs. SDSU (85-83 / Jan. 18, 2017)

Evan Hall - layup at the horn vs. Milwaukee (72-71 / Jan. 10, 2018)

UNIVERSITY QUICK FACTS

Location	Indianapolis, Ind.
Founded	1969
Nickname	Jaguars
Colors	Red, gold & black
Enrollment	30,690
Affiliation	NCAA Division I
Conference	The Horizon League
Home Facility (Cap.)	Indiana Farmers Coliseum (6,800)
Chancellor	Dr. Nasser Paydar
Athletics Director	Dr. Roderick Perry
Website	www.IUPUIJags.com
Twitter	@IUPUIJaguars
Athletics Phone	(317) 278-5247
Mailing Address	1000 Waterway Blvd. Indianapolis, IN 46202

BASKETBALL HISTORY

First Yr. of basketball	1972
Seasons of basketball	47th
Seasons of Division I basketball	21st
Division I (1998-pres.) Record	259-285 (.476)
NCAA Appearances	1
Last NCAA Appearance	2003
Last Postseason Appearance	2010 (CBI - Second Round)

UNIVERSITY NOTES

ABOUT THE UNIVERSITY

IUPUI is a public research university located in downtown Indianapolis that is the result of a merger of the Purdue Indianapolis Extension Center (1946) and Indiana University Indianapolis (1916). The merger was completed in 1969 and athletics began in 1972.

The university offers more than 200 degree programs and boasts an enrollment over 30,000 (22,000 undergrad and 8,000 postgrad). The university also boasts an endowment of more than \$850 million.

The university is ranked among the Top 200 "National Universities" and ranked 7th for "Up and Coming Schools." U.S. News has ranked IUPUI among the nation's elite for 13 straight years.

All total, the campus covers 509 acres and is located along Indy's Cultural Trail.

IUPUI includes the nation's largest nursing school, the second largest medical school in the country, the only dental school in the state, and the country's oldest school of physical education. IUPUI is among the top 20 campuses in the nation for graduate professional degrees conferred

IUPUI AT 50

IUPUI is currently amidst a 50th anniversary year with the official 50th anniversary landing on Jan. 26, 2019.

Founded in 1969, IUPUI is an urban campus in Indianapolis, the 15th largest city in the United States, with a population of 2 million in the metropolitan statistical area. The campus is just west of downtown, within walking distance of the state capitol and other governmental offices, and the site of numerous nationally renowned businesses and art, sports, education, and health facilities.

In 1968, Dr. Maynard K. Hine, dean of the IU School of Dentistry began working with then Indianapolis Mayor Richard Lugar, IU President Joseph L. Sutton, Purdue President Frederick L. Hovde, and other forward-thinking community leaders to establish IUPUI in 1969 through the merger of the Indianapolis extension programs of both IU and Purdue. Some schools, however, were established before the merger, including the IU School of Medicine, IU School of Dentistry, IU Robert H. McKinney School of Law, IU School of Liberal Arts, and IU Herron School of Art.

ATHLETIC PROWESS

IUPUI was a primary beneficiary of the 1987 Pan-American Games in Indianapolis and continues to boast some world renowned facilities.

The IU Natatorium is located on the IUPUI campus and is among the best swimming & diving facilities in the world. It has hosted the U.S. Olympic Team Trials four different times and 12 NCAA National Championship meets. In addition, the 2017 World Juniors were held at IUPUI and 16 world records have been set in the Natatorium water.

Adjacent west is the Michael A. Carroll Track & Soccer Stadium which has hosted several USA Outdoor Track & Field Championships and NCAA Championships, along with the 1988 US Olympic Trials. Florence Griffith-Joyner set the 100m world record of 10.49 on the track.

In basketball circles, IUPUI is best known as the long-time host of the Nike All-American Camp, which was held on campus for two decades. The nation's top prep players and coaches from every level converged on campus for two weeks each summer in what was considered the elite college recruiting event of the year. Alum included LeBron James, Chris Webber, Allen Iverson, Kevin Garnett, Jason Kidd and Paul Pierce, among many others.

GEORGE HILL

IUPUI's best known basketball alum is current NBAer George Hill, who is in his 11th year in the league this season. Hill was originally drafted by the San Antonio Spurs (1st rd., 26th overall) in 2008.

He's played for the Spurs (2008-11), Indiana Pacers (2011-16), Utah Jazz (2016-17), Sacramento Kings (2017-18) and Cleveland Cavaliers (2018-pres.). He's played in nearly 700 regular season games, making well over 400 career starts and averaging 11.6 points per game in his NBA career.

Entering this season, he's played in 102 career playoff games, starting 90 times and averaging 12.4 points per game.

2018-2019 MISCELLANEOUS STATISTICS

IUPUI'S RECORD WHEN...

	'18-19 Overall	'18-19 Horizon	Under Gardner
Home:	1-0	0-0	31-18
Away:	1-2	0-0	18-56
Neutral:	0-0	0-0	1-5
Overtime:	0-0	0-0	5-6
Lead @ Halftime:	1-1	0-0	36-13
Trail @ Halftime:	1-1	0-0	10-62
Tied @ Halftime:	0-0	0-0	4-4
Leading w/ 5:00 left:	2-0	0-0	42-6
Trailing w/ 5:00 left:	0-2	0-0	3-69
Tied w/ 5:00 left:	0-0	0-0	5-4
Shooting 50% or better:	0-1	0-0	22-4
Shooting 40-50%:	1-0	0-0	25-35
Shooting less than 40%:	1-1	0-0	3-40
Shooting better % than opp.	1-0	0-0	45-8
Shooting worse % than opp.	1-2	0-0	5-71
Scoring less than 60:	0-0	0-0	3-28
Score 60-69 pts:	0-1	0-0	8-28
Score 70-79 pts:	2-1	0-0	20-16
Score 80-89 pts:	0-0	0-0	16-7
Score 90+ pts:	0-0	0-0	3-0
Opp. scores less than 60:	0-0	0-0	10-5
Opp. scores 60-69 pts:	2-0	0-0	20-15
Opp. scores 70-79 pts:	0-1	0-0	12-29
Opp. scores 80-89 pts:	0-1	0-0	8-20
Opp. scores 90+ pts:	0-0	0-0	0-10
Commit less TO than opp.	2-0	0-0	25-31
Commit more TO than opp.	0-2	0-0	22-45
Commit same TO as opp.	0-0	0-0	3-3
Outrebound opponent:	2-1	0-0	32-25
Outrebounded:	0-1	0-0	16-51
Rebounding is equal:	0-0	0-0	2-3
Bench outscores opp.:	2-2	0-0	44-46
Bench is outscored:	0-0	0-0	6-28
Bench scoring is equal:	0-0	0-0	0-5
Hit more FT than opp.:	1-1	0-0	30-15
Hit less FT than opp.:	1-1	0-0	19-61
Hit same FT as opp.:	0-0	0-0	1-3
Hit more 3's than opp.:	1-1	0-0	23-29
Hit less 3's than opp.:	0-0	0-0	20-38
Hit same 3's as opp.:	1-1	0-0	7-12
Decided by 5 pts or less:	0-0	0-0	21-19
Decided by 6-10 points:	2-1	0-0	10-23
Decided by 10+ points:	0-1	0-0	19-37
In home whites:	1-0	0-0	32-18
In road blacks:	0-1	0-0	4-24
In road reds:	1-1	0-0	14-37
7 in double-digits:	0-0	0-0	1-0
6 in double-digits:	0-0	0-0	1-0
5 in double-digits:	0-0	0-0	5-3
4 in double-digits:	0-1	0-0	15-9
3 in double-digits:	1-0	0-0	14-24
2 in double-digits:	1-1	0-0	12-35
1 in double-digits:	0-0	0-0	2-6
0 in double-digits:	0-0	0-0	0-2
On Mondays:	0-0	0-0	3-8
On Tuesdays:	0-1	0-0	3-11
On Wednesdays:	1-0	0-0	8-9
On Thursdays:	0-0	0-0	4-12
On Fridays:	0-1	0-0	8-7
On Saturdays:	1-0	0-0	20-25
On Sundays:	0-0	0-0	4-8
In November:	2-2	0-0	10-19
In December:	0-0	0-0	10-22
In January:	0-0	0-0	17-16
In February:	0-0	0-0	12-18
In March:	0-0	0-0	1-4

TIMES LED

GAMES WITH

TOTAL

Player	Pts.	Reb.	Ast.	Stl.	Blk.	10+ Pts.	20+ Pts.	10+ Reb.	3+ Ast.	3+ Blk.	3+ Stl.	3+ 3's	Dunks	Dbl-Dbls
0-Minnett	1/4	0/0	1/3	2/3	0/1	2/9	1/1	0/0	1/2	0/0	0/0	1/7	0/0	0/0
2-Kemp	0/0	0/0	0/0	0/0	0/0	0/0	0/0	0/0	0/0	0/0	0/0	0/0	0/0	0/0
4-Hansen	0/0	0/0	0/0	0/0	0/0	1/1	0/0	0/0	0/0	0/0	0/0	0/0	0/0	0/0
5-Justice	3/3	0/0	1/1	2/2	0/0	3/3	2/2	0/0	3/3	0/0	1/1	1/1	0/0	0/0
10-Rogers	0/0	0/0	0/15	1/3	0/1	0/3	0/0	0/0	1/16	0/0	0/0	0/1	0/2	0/0
11-Kenyon	0/0	0/0	0/0	0/0	0/0	0/0	0/0	0/0	0/0	0/0	0/0	0/0	0/0	0/0
15-Ismael	0/0	0/0	0/0	0/0	0/0	0/0	0/0	0/0	0/0	0/0	0/0	0/0	0/0	0/0
22-McCall	0/6	1/15	2/17	0/24	0/9	1/14	0/2	0/3	2/19	0/0	0/7	0/3	2/24	0/0
23-Weatherford	0/0	0/0	2/2	1/1	0/0	1/1	0/0	0/0	2/2	0/0	0/0	0/0	0/0	0/0
24-Hall	0/3	1/26	0/1	0/9	2/31	2/26	0/2	1/10	0/3	0/4	0/1	0/0	1/12	1/6
25-Johnson	0/0	0/0	0/0	0/0	0/0	0/0	0/0	0/0	0/0	0/0	0/0	0/0	0/0	0/0
32-Goss	0/0	4/7	0/1	2/5	3/7	1/2	0/0	2/3	0/1	0/1	0/0	0/0	5/19	1/1
55-Alston	0/0	0/0	0/0	0/0	0/0	0/0	0/0	0/0	0/0	0/0	0/0	0/0	0/0	0/0

totals listed by season/career

SPECIALTY STATS (IUPUI/OPP)

PP = Points in the Paint; POT = Points off Turnover; 2nd = 2nd Chance Points; BP = Bench Points

Opponent	Result	PP	POT	2nd	BP	Lead	Largest	Lead	Changes	Ties
#Central State	W, 86-52	30/10	19/8	10/1	46/21	39	---	0	0	0
at Xavier	L, 69-82	16/36	10/19	4/11	41/14	2	18	2	2	2
Eastern Illinois	W, 71-65	22/24	11/12	11/11	20/10	14	2	4	4	4
at Boston College	W, 76-69	26/20	22/13	12/8	16/8	7	14	6	5	5
at Richmond	L, 70-78	38/38	18/18	7/2	18/0	13	14	3	1	1
vs. St. Francis (NY)										
vs. Grambling/Niagara										
Bradley										
Ball State										
IU Kokomo										
IU Northwest										
Western Illinois										
at Purdue Fort Wayne										
at Morehead State										
at Northern Ky.										
at Wright State										
at UIC										
Cleveland St.										
Youngstown St.										
at Green Bay										
at Milwaukee										
Oakland										
Detroit Mercy										
Northern Ky.										
Wright State										
UIC										
at Youngstown St.										
at Cleveland St.										
Milwaukee										
Green Bay										
at Detroit Mercy										
at Oakland										
HL Quarters										
HL Semis										
HL Championship										
Season Highs		38/38	22/19	12/11	41/14	14	18	6	5	5
Season Lows		16/20	10/12	4/2	16/0	2	2	2	1	1
Totals		102/118	61/62	34/32	95/32	-	-	15	12	12
Averages		25.5/29.5	15.3/15.5	8.5/8.0	23.8/8.0	-	-	3.8	3.0	3.0

WIN/LOSS MARGINS

Wins	1	1													
Margin	1	2	3	4	5	6	7	8	9	10	11-15	16-20	21-29	30+	
Losses								1			1				

2018-2019 IUPUI STATISTICS

IUPUI Basketball IUPUI Combined Team Statistics (as of Nov 17, 2018) All games



RECORD:	OVERALL	HOME	AWAY	NEUTRAL
ALL GAMES	2-2	1-0	1-2	0-0
CONFERENCE	0-0	0-0	0-0	0-0
NON-CONFERENCE	2-2	1-0	1-2	0-0

#	Player	gp-gs	min	avg	Total		3-Point		F-Throw		Rebounds				pf	dq	a	to	blk	stl	pts	avg
					fg-fga	fg%	3fg-fga	3fg%	ft-fa	ft%	off	def	tot	avg								
05	JUSTICE, Camron	4-4	114	28.5	20-54	.370	8-32	.250	25-29	.862	2	9	11	2.8	11	1	8	9	0	5	73	18.3
24	HALL, Evan	3-3	86	28.7	16-28	.571	0-0	.000	5-12	.417	9	8	17	5.7	7	0	3	7	4	2	37	12.3
00	MINNETT, Jaylen	4-0	97	24.3	13-42	.310	9-32	.281	6-6	1.000	1	12	13	3.3	8	0	7	5	0	4	41	10.3
23	WEATHERFORD, Gra	4-4	104	26.0	12-20	.600	1-3	.333	7-9	.778	2	7	9	2.3	12	1	11	9	0	3	32	8.0
32	GOSS, Elyjah	4-4	102	25.5	11-24	.458	4-8	.500	5-9	.556	8	26	34	8.5	6	0	2	4	6	4	31	7.8
10	ROGERS, Nick	4-0	65	16.3	7-12	.583	5-8	.625	8-12	.667	0	7	7	1.8	6	0	6	6	0	3	27	6.8
04	HANSEN, Jack	4-0	50	12.5	6-16	.375	4-11	.364	2-2	1.000	2	7	9	2.3	5	0	1	2	1	1	18	4.5
22	McCALL, D.J.	4-4	121	30.3	7-22	.318	0-2	.000	1-4	.250	13	12	25	6.3	9	0	12	8	0	2	15	3.8
11	KENYON, Brandon	2-0	19	9.5	2-5	.400	0-1	.000	3-3	1.000	0	1	1	0.5	5	1	0	1	1	0	7	3.5
15	ISMAIL, Ahmed	4-1	42	10.5	0-4	.000	0-0	.000	5-8	.625	3	9	12	3.0	15	1	1	7	1	0	5	1.3
Team											5	5	10					1				
Total.....		0	800		94-227	.414	31-97	.320	67-94	.713	45	103	148	0.0	84	4	51	59	13	24	286	0.0
Opponents.....		0	800		97-215	.451	29-84	.345	71-103	.689	30	102	132	0.0	81	5	52	58	18	31	294	0.0

TEAM STATISTICS	IUPUI	OPP
SCORING	286	294
Points per game	71.5	73.5
Scoring margin	-2.0	-
FIELD GOALS-ATT	94-227	97-215
Field goal pct	.414	.451
3 POINT FG-ATT	31-97	29-84
3-point FG pct	.320	.345
3-pt FG made per game	7.8	7.3
FREE THROWS-ATT	67-94	71-103
Free throw pct	.713	.689
F-Throws made per game	16.8	17.8
REBOUNDS	148	132
Rebounds per game	37.0	33.0
Rebounding margin	+4.0	-
ASSISTS	51	52
Assists per game	12.8	13.0
TURNOVERS	59	58
Turnovers per game	14.8	14.5
Turnover margin	-0.2	-
Assist/turnover ratio	0.9	0.9
STEALS	24	31
Steals per game	6.0	7.8
BLOCKS	13	18
Blocks per game	3.3	4.5
ATTENDANCE	1350	18483
Home games-Avg/Game	1-1350	3-6161
Neutral site-Avg/Game	-	0-0

Date	Opponent	Score	Att.
11/06/18	at Xavier	L 69-82	10224
11/10/18	EASTERN ILL.	W 71-65	1350
\$ 11/14/18	at Boston College	W 76-69	3244
\$ 11/16/18	at Richmond	L 70-78	5015

\$ = Fort Myers Tip-Off (campus sites)
* = Horizon League game

SIGNING DAY

IUPUI inked three during the early signing period as all three will be true freshmen ,beginning next season.

Mike DePersia (Cherry Hill, N.J./Haddonfield HS)

-5-foot-10 guard helped Haddonfield to a New Jersey Group 2 state championship as a junior. Averaged better than 13 points per game as a junior and has amassed more than 1,000 points in his high school career.

Calvin Temple (Olive Branch, Miss./Center Hill HS)

-6-foot-1 guard averaged 13.1 points and shot 46 percent from three as a junior at Aspire (Ky.) Academy. This season, he's helped Center Hill (Miss.) High School to a 4-0 start while averaging 22.5 points, 5.0 rebounds and 6.0 assists per game. He was named to the Clarion Ledger's Dandy Dozen before the season, touting the top 12 players from the state of Mississippi.

Taevion White (Prosper, Texas/Prosper HS/Pro Holmes Sports Academy)

-6-foot-7 forward averaged 6.5 points and 7.0 rebounds per game as a senior at Prosper (Texas) High School, earning first team all-district honors. He now attends Pro Holmes Sports (Fla.) Academy as a postgraduate prep.

Score by Periods	1st	2nd	Totals
IUPUI	135	151	286
Opponents	139	155	294

2017-2018 IUPUI HORIZON LEAGUE ONLY STATISTICS

THE STAT CREW SYSTEM IUPUI Combined Team Statistics (as of Feb 25, 2018) Conference games only



RECORD:	OVERALL	HOME	AWAY	NEUTRAL
ALL GAMES	8-10	6-3	2-7	0-0
CONFERENCE	8-10	6-3	2-7	0-0
NON-CONFERENCE	0-0	0-0	0-0	0-0

#	Player	gp-gs	min	avg	Total		3-Point		F-Throw		Rebounds												pts	avg
					fg-fga	fg%	3fg-fga	3fg%	ft-fa	ft%	off	def	tot	avg	pf	dq	a	to	blk	stl				
45	BRENNAN, Aaron	18-18	508	28.2	83-176	.472	20-47	.426	42-53	.792	23	62	85	4.7	46	1	30	36	9	19	228	12.7		
01	HENDERSON, T.J.	18-0	394	21.9	62-149	.416	26-66	.394	41-47	.872	4	36	40	2.2	39	0	29	46	3	21	191	10.6		
25	PATTERSON, Ron	18-17	496	27.6	65-160	.406	35-94	.372	16-28	.571	10	52	62	3.4	41	2	27	32	15	19	181	10.1		
24	HALL, Evan	18-18	421	23.4	58-134	.433	0-0	.000	23-75	.307	58	73	131	7.3	48	1	12	33	17	18	139	7.7		
22	McCALL, D.J.	18-18	508	28.2	42-105	.400	6-27	.222	40-53	.755	24	51	75	4.2	42	0	37	23	9	24	130	7.2		
00	MINNETT, Jaylen	18-0	359	19.9	41-101	.406	33-77	.429	11-16	.688	4	15	19	1.1	22	0	18	26	0	7	126	7.0		
10	ROGERS, Nick	18-18	430	23.9	27-77	.351	11-30	.367	38-51	.745	5	27	32	1.8	34	1	55	38	0	8	103	5.7		
31	KIRBY, Maurice	18-0	258	14.3	28-59	.475	0-1	.000	14-25	.560	20	42	62	3.4	40	1	6	16	7	4	70	3.9		
32	GOSS, Elyjah	18-0	238	13.2	19-46	.413	1-4	.250	9-14	.643	22	36	58	3.2	25	0	5	9	8	5	48	2.7		
12	HUDSON, Chad	3-0	4	1.3	1-2	.500	0-1	.000	0-0	.000	0	0	0	0.0	0	0	0	0	0	0	2	0.7		
40	BORGMAN, Evan	4-1	9	2.3	0-2	.000	0-1	.000	0-2	.000	1	1	2	0.5	0	0	0	0	0	0	0	0.0		
Team											35	24	59				5							
Total.....		18	3625		426-1011	.421	132-348	.379	234-364	.643	206	419	625	34.7	337	6	219	264	68	125	1218	67.7		
Opponents.....		18	3625		444-979	.454	112-356	.315	276-368	.750	169	443	612	34.0	324	7	231	261	71	147	1276	70.9		

TEAM STATISTICS	IUPUI	OPP
SCORING	1218	1276
Points per game	67.7	70.9
Scoring margin	-3.2	-
FIELD GOALS-ATT	426-1011	444-979
Field goal pct	.421	.454
3 POINT FG-ATT	132-348	112-356
3-point FG pct	.379	.315
3-pt FG made per game	7.3	6.2
FREE THROWS-ATT	234-364	276-368
Free throw pct	.643	.750
F-Throws made per game	13.0	15.3
REBOUNDS	625	612
Rebounds per game	34.7	34.0
Rebounding margin	+0.7	-
ASSISTS	219	231
Assists per game	12.2	12.8
TURNOVERS	264	261
Turnovers per game	14.7	14.5
Turnover margin	-0.2	-
Assist/turnover ratio	0.8	0.9
STEALS	125	147
Steals per game	6.9	8.2
BLOCKS	68	71
Blocks per game	3.8	3.9
ATTENDANCE	10126	24103
Home games-Avg/Game	9-1125	9-2678
Neutral site-Avg/Game	-	0-0

Date	Opponent	Score	Att.
* 12/28/17	at Northern Kentucky	L 59-77	4203
* 12/30/17	at Wright State	L 52-60	3649
* 01/02/18	at Green Bay	W 67-63	1932
* 01/04/18	UIC	L 65-70	815
* 01/10/18	MILWAUKEE	W 72-71	1002
* 01/12/18	GREEN BAY	W 67-61	827
* 01/16/18	DETROIT MERCY	W 81-66	807
* 01/18/18	at Cleveland State	L 67-70	1125
* 01/20/18	at Youngstown State	L 62-85	3222
* 01/27/18	at UIC	L 62-71	3373
* 02/02/18	at Detroit Mercy	L 60-74	1018
* 02/04/18	at Oakland	L 74-82	2710
* 02/08/18	CLEVELAND STATE	W 78-73	910
* 02/10/18	YOUNGSTOWN STATE	L 80-84	905
* 02/16/18	at Milwaukee	Wot 76-71	2871
* 02/19/18	OAKLAND	W 74-67	1063
* 02/23/18	WRIGHT STATE	W 66-56	2263
* 02/25/18	NORTHERN KENTUCKY	L 56-75	1534

* = Horizon League game

Score by Periods	1st	2nd	OT	Totals
IUPUI	571	635	12	1218
Opponents	603	666	7	1276

2018-2019 STATISTICAL SPLITS

Wins (2 total)

Wins (2 total)					Total	3-Point	F-Throw	Rebounds														
##	Player	gp-gs	min	avg	fg-fga	fg%	3fg-fga	3fg%	ft-fita	ft%	off	def	tot	avg	pf	dq	a	to	blk	stl	pts	avg
05	JUSTICE, Camron	2-2	69	34.5	14-37	.378	4-21	.190	18-20	.900	2	5	7	3.5	4	0	6	3	0	3	50	25.0
24	HALL, Evan	2-2	59	29.5	11-21	.524	0-0	.000	2-6	.333	7	5	12	6.0	5	0	1	4	2	2	24	12.0
32	GOSS, Elyjah	2-2	55	27.5	6-12	.500	3-5	.600	4-5	.800	6	14	20	10.0	4	0	1	2	2	1	19	9.5
23	WEATHERFORD, Gra	2-2	55	27.5	6-9	.667	1-2	.500	5-7	.714	0	4	4	2.0	8	1	7	6	0	1	18	9.0
10	ROGERS, Nick	2-0	31	15.5	3-5	.600	3-5	.600	8-12	.667	0	3	3	1.5	2	0	2	3	0	3	17	8.5
00	MINNETT, Jaylen	2-0	37	18.5	3-15	.200	2-12	.167	2-2	1.000	0	6	6	3.0	5	0	2	2	0	1	10	5.0
04	HANSEN, Jack	2-0	20	10.0	3-7	.429	2-4	.500	0-0	.000	1	2	3	1.5	2	0	1	1	0	0	8	4.0
15	ISMAIL, Ahmed	2-0	12	6.0	0-3	.000	0-0	.000	1-2	.500	2	2	4	2.0	9	1	1	2	1	0	1	0.5
11	KENYON, Brandon	1-0	3	3.0	0-0	.000	0-0	.000	0-0	.000	0	0	0	0.0	0	0	0	0	1	0	0	0.0
22	McCALL, D.J.	2-2	59	29.5	0-8	.000	0-1	.000	0-0	.000	7	7	14	7.0	4	0	6	6	0	1	0	0.0
Team											3	2	5									
Total.....		2	400		46-117	.393	15-50	.300	40-54	.741	28	50	78	39.0	43	2	27	29	6	12	147	73.5
Opponents.....		2	400		40-99	.404	14-38	.368	40-55	.727	13	50	63	31.5	46	3	22	33	7	10	134	67.0

Losses (2 total)

Losses (2 total)					Total	3-Point		F-Throw		Rebounds													
##	Player	gp-gs	min	avg	fg-fga	fg%	3fg-fga	3fg%	ft-fita	ft%	off	def	tot	avg	pf	dq	a	to	blk	stl	pts	avg	
00	MINNETT, Jaylen	2-0	60	30.0	10-27	.370	7-20	.350	4-4	1.000	1	6	7	3.5	3	0	5	3	0	3	31	15.5	
24	HALL, Evan	1-1	27	27.0	5-7	.714	0-0	.000	3-6	.500	2	3	5	5.0	2	0	2	3	2	0	13	13.0	
05	JUSTICE, Camron	2-2	45	22.5	6-17	.353	4-11	.364	7-9	.778	0	4	4	2.0	7	1	2	6	0	2	23	11.5	
22	McCALL, D.J.	2-2	62	31.0	7-14	.500	0-1	.000	1-4	.250	6	5	11	5.5	5	0	6	2	0	1	15	7.5	
11	KENYON, Brandon	1-0	16	16.0	2-5	.400	0-1	.000	3-3	1.000	0	1	1	1.0	5	1	0	1	0	0	7	7.0	
23	WEATHERFORD, Gra	2-2	49	24.5	6-11	.545	0-1	.000	2-2	1.000	2	3	5	2.5	4	0	4	3	0	2	14	7.0	
32	GOSS, Elyjah	2-2	47	23.5	5-12	.417	1-3	.333	1-4	.250	2	12	14	7.0	2	0	1	2	4	3	12	6.0	
04	HANSEN, Jack	2-0	30	15.0	3-9	.333	2-7	.286	2-2	1.000	1	5	6	3.0	3	0	0	1	1	1	10	5.0	
10	ROGERS, Nick	2-0	34	17.0	4-7	.571	2-3	.667	0-0	.000	0	4	4	2.0	4	0	4	3	0	0	10	5.0	
15	ISMAIL, Ahmed	2-1	30	15.0	0-1	.000	0-0	.000	4-6	.667	1	7	8	4.0	6	0	0	5	0	0	4	2.0	
Team											2	3	5					1					
Total.....		2	400		48-110	.436	16-47	.340	27-40	.675	17	53	70	35.0	41	2	24	30	7	12	139	69.5	
Opponents.....		2	400		57-116	.491	15-46	.326	31-48	.646	17	52	69	34.5	35	2	30	25	11	21	160	80.0	

Home (1-0)

Home (1-0)					Total	3-Point	F-Throw	Rebounds														
##	Player	gp-gs	min	avg	fg-fga	fg%	3fg-fga	3fg%	ft-fita	ft%	off	def	tot	avg	pf	dq	a	to	blk	stl	pts	avg
05	JUSTICE, Camron	1-1	36	36.0	7-18	.389	2-9	.222	5-7	.714	1	4	5	5.0	2	0	3	2	0	0	21	21.0
23	WEATHERFORD, Gra	1-1	25	25.0	5-5	1.000	1-1	1.000	3-4	.750	0	1	1	1.0	5	1	4	4	0	0	14	14.0
32	GOSS, Elyjah	1-1	27	27.0	3-7	.429	1-3	.333	3-4	.750	3	7	10	10.0	1	0	1	1	2	1	10	10.0
10	ROGERS, Nick	1-0	16	16.0	1-3	.333	1-3	.333	6-10	.600	0	2	2	2.0	0	0	1	2	0	2	9	9.0
00	MINNETT, Jaylen	1-0	22	22.0	2-10	.200	1-7	.143	2-2	1.000	0	3	3	3.0	1	0	1	2	0	0	7	7.0
24	HALL, Evan	1-1	26	26.0	3-5	.600	0-0	.000	0-0	.000	1	1	2	2.0	3	0	1	2	0	1	6	6.0
04	HANSEN, Jack	1-0	9	9.0	1-2	.500	1-1	1.000	0-0	.000	0	1	1	1.0	2	0	0	1	0	0	3	3.0
15	ISMAIL, Ahmed	1-0	5	5.0	0-2	.000	0-0	.000	1-2	.500	2	2	4	4.0	4	0	0	1	1	0	1	1.0
11	KENYON, Brandon	1-0	3	3.0	0-0	.000	0-0	.000	0-0	.000	0	0	0	0.0	0	0	0	0	1	0	0	0.0
22	McCALL, D.J.	1-1	31	31.0	0-5	.000	0-1	.000	0-0	.000	3	4	7	7.0	2	0	5	2	0	1	0	0.0
Team											2	1	3									
Total.....		1	200		22-57	.386	7-25	.280	20-29	.690	12	26	38	38.0	20	1	16	17	4	5	71	71.0
Opponents.....		1	200		19-53	.358	6-17	.353	21-26	.808	8	27	35	35.0	27	2	11	18	5	6	65	65.0

Road (1-2)

Road (1-2)		Total				3-Point		F-Throw		Rebounds												
##	Player	gp-gs	min	avg	fg-fga	fg%	3fg-fga	3fg%	ft-fita	ft%	off	def	tot	avg	pf	dq	a	to	blk	stl	pts	avg
05	JUSTICE, Camron	3-3	78	26.0	13-36	.361	6-23	.261	20-22	.909	1	5	6	2.0	9	1	5	7	0	5	52	17.3
24	HALL, Evan	2-2	60	30.0	13-23	.565	0-0	.000	5-12	.417	8	7	15	7.5	4	0	2	5	4	1	31	15.5
00	MINNETT, Jaylen	3-0	75	25.0	11-32	.344	8-25	.320	4-4	1.000	1	9	10	3.3	7	0	6	3	0	4	34	11.3
11	KENYON, Brandon	1-0	16	16.0	2-5	.400	0-1	.000	3-3	1.000	0	1	1	1.0	5	1	0	1	0	0	7	7.0
32	GOSS, Elijah	3-3	75	25.0	8-17	.471	3-5	.600	2-5	.400	5	19	24	8.0	5	0	1	3	4	3	21	7.0
23	WEATHERFORD, Gra	3-3	79	26.3	7-15	.467	0-2	.000	4-5	.800	2	6	8	2.7	7	0	7	5	0	3	18	6.0
10	ROGERS, Nick	3-0	49	16.3	6-9	.667	4-5	.800	2-2	1.000	0	5	5	1.7	6	0	5	4	0	1	18	6.0
22	McCALL, D.J.	3-3	90	30.0	7-17	.412	0-1	.000	1-4	.250	10	8	18	6.0	7	0	7	6	0	1	15	5.0
04	HANSEN, Jack	3-0	41	13.7	5-14	.357	3-10	.300	2-2	1.000	2	6	8	2.7	3	0	1	1	1	1	15	5.0
15	ISMAIL, Ahmed	3-1	37	12.3	0-2	.000	0-0	.000	4-6	.667	1	7	8	2.7	11	1	1	6	0	0	4	1.3
Team											3	4	7					1				
Total.....		3	600		72-170	.424	24-72	.333	47-65	.723	33	77	110	36.7	64	3	35	42	9	19	215	71.7
Opponents.....		3	600		78-162	.481	23-67	.343	50-77	.649	22	75	97	32.3	54	3	41	40	13	25	229	76.3

2018-2019 INDIVIDUAL SUPERLATIVES

	IUPUI	Opponent
Points	29- Justice at Boston College (11/14/18)	31- Jacob Gilyard at Richmond (11/16/18)
Field Goals Made	8- Hall at Boston College (11/14/18)	12- Jacob Gilyard at Richmond (11/16/18)
Field Goals Attempted	19- Justice at Boston College (11/14/18)	17- Ryan Welage at Xavier (11/6/18)
Highest FG Pct. (min. 5 made)	1.000 (5-5)- Weatherford vs. Eastern Ill. (11/10/18)	.750 (12-16)- Jacob Gilyard at Richmond (11/16/18)
3-Pt Field Goals Made	5- Minnett at Xavier (11/6/18)	6- Ryan Welage at Xavier (11/6/18)
3-Pt Field Goals Attempted	12- twice	13- Ryan Welage at Xavier (11/6/18)
3-Pt FG Pct. (min. 3 made)	.429 (3-7)- Justice at Richmond (11/16/18)	.667 (4-6)- Jordan Chatman at Boston College (11/14/18)
Free Throws Made	13- Justice at Boston College (11/14/18)	8- Wynston Tabbs at Boston College (11/14/18)
Free Throws Attempted	13- Justice at Boston College (11/14/18)	10- Rade Kukobat vs. Eastern Ill. (11/10/18)
Free Throw Pct. (min. 5 made)	1.000 (13-13)- Justice at Boston College (11/14/18)	1.000 (6-6)- Mack Smith vs. Eastern Ill. (11/10/18)
Offensive Rebounds	6- Hall at Boston College (11/14/18)	4- Tyrique Jones at Xavier (11/6/18)
Defensive Rebounds	7- twice	9- Grant Golden at Richmond (11/16/18)
Total Rebounds	10- three times	10- Grant Golden at Richmond (11/16/18)
Assists	5- twice	7- Naji Marshall at Xavier (11/6/18)
Turnovers	4- twice	6- Josiah Wallace vs. Eastern Ill. (11/10/18)
Blocked Shots	2- five times	5- Zach Hankins at Xavier (11/6/18)
Steals	3- Justice at Boston College (11/14/18)	4- Tyrique Jones at Xavier (11/6/18)
Minutes Played (regulation game)	36- Justice vs. Eastern Ill. (11/10/18)	40- twice
Minutes Played (OT game)		

2018-2019 TEAM SUPERLATIVES

IUPUI High	IUPUI Low	Statistical Category	Opponent High	Opponent Low
76 - at Boston Coll. (11/14)	69 - at Xavier (11/6)	Points	82 - at Xavier (11/6)	65 - Eastern Ill. (11/10)
36 - at Boston Coll. (11/14)	30 - at Richmond (11/16)	1st Half Points	42 - at Boston Coll. (11/14)	29 - at Richmond (11/16)
40 - twice	35 - at Xavier (11/6)	2nd Half Points	49 - at Richmond (11/16)	27 - at Boston Coll. (11/14)
28 - at Richmond (11/16)	20 - at Xavier (11/6)	Field Goals	31 - at Xavier (11/6)	19 - Eastern Ill. (11/10)
60 - at Boston Coll. (11/14)	54 - at Richmond (11/16)	Field Goal Attempts	66 - at Xavier (11/6)	46 - at Boston Coll. (11/14)
.519 - at Richmond (11/16)	.357 - at Xavier (11/6)	FG Percentage	.520 - at Richmond (11/16)	.358 - Eastern Ill. (11/10)
9 - at Xavier (11/6)	7 - 2x	3-Point Field Goals	9 - at Xavier (11/6)	6 - 2x
27 - at Xavier (11/6)	20 - at Richmond (11/16)	3-Point Field Goal Att.	29 - at Xavier (11/6)	17 - 2x
.350 - at Richmond (11/16)	.280 - at Xavier (11/6)	3-Point FG Percentage	.381 - at Boston Coll. (11/14)	.310 - at Xavier (11/6)
20 - 3x	7 - at Richmond (11/16)	Free Throws	21 - Eastern Ill. (11/10)	11 - at Xavier (11/6)
29 - Eastern Ill. (11/10)	14 - at Richmond (11/16)	Free Throw Attempts	29 - 2x	19 - at Xavier (11/6)
.800 - at Boston Coll. (11/14)	.500 - at Richmond (11/16)	Free Throw Percentage	.808 - Eastern Ill. (11/10)	.579 - at Xavier (11/6)
16 - at Boston Coll. (11/14)	8 - at Richmond (11/16)	Offensive Rebounds	13 - at Xavier (11/6)	4 - at Richmond (11/16)
27 - at Xavier (11/6)	24 - at Boston Coll. (11/14)	Defensive Rebounds	30 - at Xavier (11/6)	22 - at Richmond (11/16)
40 - at Boston Coll. (11/14)	34 - at Richmond (11/16)	Total Rebounds	43 - at Xavier (11/6)	26 - at Richmond (11/16)
23 - at Boston Coll. (11/14)	19 - at Richmond (11/16)	Fouls	27 - Eastern Ill. (11/10)	13 - at Richmond (11/16)
16 - Eastern Ill. (11/10)	11 - 2x	Assists	18 - at Xavier (11/6)	11 - 2x
17 - Eastern Ill. (11/10)	12 - at Boston Coll. (11/14)	Turnovers	18 - Eastern Ill. (11/10)	12 - at Richmond (11/16)
4 - 3x	2 - at Boston Coll. (11/14)	Blocked Shots	6 - at Xavier (11/6)	2 - at Boston Coll. (11/14)
8 - at Richmond (11/16)	4 - at Xavier (11/6)	Steals	11 - at Richmond (11/16)	4 - at Boston Coll. (11/14)

2018-2019 GAME-BY-GAME LEADERS / STARTING FIVES

Opponent	Starting 5	Points	Rebounds	Assists	Blocks	Steals
#Central State	Goss-Hall-Johnson-Justice-Weatherford	Justice/Minnett (19)	Hall (12)	Justice (5)	Ahmed (2)	Rogers (3)
at Xavier	Goss-Ismail-Justice-McCall-Weatherford	Minnett (21)	Goss (8)	McCall (5)	Goss (2)	4 tied w/ (1)
Eastern Illinois	Goss-Hall-Justice-McCall-Weatherford	Justice (21)	Goss (10)	McCall (5)	Goss (2)	Rogers (2)
at Boston College	Goss-Hall-Justice-McCall-Weatherford	Justice (29)	Goss/Hall (10)	Justice/Weatherford (3)	Hall (2)	Justice (3)
at Richmond	Goss-Hall-Justice-McCall-Weatherford	Justice (14)	Goss/McCall (6)	Minnett/Weatherford (3)	Goss/Hall (2)	Goss/Minnett (2)
vs. St. Francis (NY)						
vs. Grambling/Niagara						
Bradley						
Ball State						
IU Kokomo						
IU Northwest						
Western Illinois						
at Purdue Fort Wayne						
at Morehead State						
at Northern Ky.						
at Wright State						
at UIC						
Cleveland St.						
Youngstown St.						
at Green Bay						
at Milwaukee						
Oakland						
Detroit Mercy						
Northern Ky.						
Wright State						
UIC						
at Youngstown St.						
at Cleveland St.						
Milwaukee						
Green Bay						
at Detroit Mercy						
at Oakland						
HL Quarters						
HL Semis						
HL Championship						

2018-2019 POINTS-REBOUNDS-ASSISTS

				00	04	05	10	11	15	22
Opponent	Date	Score		MINNETT,JA	HANSEN,JAC	JUSTICE,CA	ROGERS,NIC	KENYON,BRA	ISMAIL,AHM	MCCALL,DJ
at Xavier	11/06/18	69-82	L	21-3-2	10-4-0	9-3-0	3-3-3	7-1-0	3-6-0	4-5-5
EASTERN ILL.	11/10/18	71-65	w	7-3-1	3-1-0	21-5-3	9-2-1	0-0-0	1-4-0	0-7-5
at Boston College	11/14/18	76-69	w	3-3-1	5-2-1	29-2-3	8-1-1	DNP	0-0-1	0-7-1
at Richmond	11/16/18	70-78	L	10-4-3	0-2-0	14-1-2	7-1-1	DNP	1-2-0	11-6-1

Opponent	Date	Score	23	24	32	
			WEATHERFOR	HALL, EVAN	GOSS, ELYJA	
at Xavier	11/06/18	69-82	L	8-2-1	DNP	4-8-0
EASTERN ILL.	11/10/18	71-65	w	14-1-4	6-2-1	10-10-1
at Boston College	11/14/18	76-69	w	4-3-3	18-10-0	9-10-0
at Richmond	11/16/18	70-78	L	6-3-3	13-5-2	8-6-1

2018-2019 COMPARISON STATISTICS

Opponent	1st	2nd	Score	Mar	Total FG	FG Pct	3-Pointers	3FG Pct	Free Throws	FT Pct	Rebounds	Assist	T/Over	Block	Steal	Fouls
Xavier	34/37	35/45	69-82	(13)	20-56/31-66	.357/.470	9-27/9-29	.333/.310	20-26/11-19	.769/.579	36/43 (7)	11/18	15/13	3/6	4/10	22/22
EASTERN ILL.	35/31	36/34	71-65	+6	22-57/19-53	.386/.358	7-25/6-17	.280/.353	20-29/21-26	.690/.808	38/35 +3	16/11	17/18	4/5	5/6	20/27
Boston College	36/42	40/27	76-69	+7	24-60/21-46	.400/.457	8-25/8-21	.320/.381	20-25/19-29	.800/.655	40/28 +12	11/11	12/15	2/2	7/4	23/19
Richmond	30/29	40/49	70-78	(8)	28-54/26-50	.519/.520	7-20/6-17	.350/.353	7-14/20-29	.500/.690	34/26 +8	13/12	15/12	4/5	8/11	19/13

Note: Game totals are displayed in the format TEAM/OPPONENT for each category



Jason Gardner was named the eighth head coach in IUPUI men's basketball program's history on April 2, 2014. Gardner, the 1999 winner of the Indiana Mr. Basketball Award, spent a year on the University of Memphis bench and two seasons at Loyola prior to that.

In his first season on the Jaguars' bench, he guided IUPUI to 10 wins, more than tripling the program's Division I win total from a year prior. His hiring paid immediate dividends on the recruiting trail, as he immediately inked five Division I transfers, four of whom were former in-state standouts. His success on the

recruiting circuit continued leading into the 2015-16 campaign as he landed former Indiana All-Star Ron Patterson from Syracuse, along with former Kentucky All-Star Evan Hall and talented Indianapolis guard T.J. Henderson.

While at Memphis, Gardner helped the Tigers to a 24-10 record as Shaq Goodwin and Joe Jackson earned All-Conference accolades. In addition, Memphis forward Austin Nichols was a unanimous selection to the American Athletics Conference All-Rookie Team after averaging 9.1 points and 4.2 boards per game. Gardner was a college teammate of current Memphis Head Coach Josh Pastner at Arizona.

Prior to coming to Memphis, Gardner was an assistant under Porter Moser at Loyola, helping the Ramblers to an eight-game improvement from 2011-12 to 2012-13. He coached Ben Averkamp to All-Horizon League accolades for two straight seasons, while Loyola point guard Cully Payne was a Bob Cousy Award nominee. He also helped recruit one of the top signing classes in the Horizon League prior to the 2012-13 season. Gardner's coaching career began in 2010 when he served as an assistant at nearby Cathedral High School.

Gardner's racked up numerous accolades during his prestigious high school, college and professional playing careers. He was a 1999 McDonald's and Parade All-American while at North Central High School, finishing his prep career with a school record 1,669 points. He was a two-time Gatorade Circle of Champions Indiana Player of the Year and was named the 1998-99 Indianapolis County Player of the Year by The Indianapolis Star and Indianapolis News. His senior season, he helped NCHS to the IHSAA 4A state championship and Tournament of Champions title while averaging 22.6 points, 4.7 rebounds, 4.0 assists and 3.0 steals per game.

The 5-foot-10 point guard was recruited to the University of Arizona by legendary Head Coach Lute Olsen, where he was a four-year All-American for the Wildcats. He was the 2002-03 Naismith National Player of the Year and Lowe's Senior CLASS award recipient. He was the 2000 consensus National Freshman of the Year and closed his career as one of four players in Pac-12 history with 1,500 points, 500 assists and 200 steals for a career. He helped lead Arizona to two Pac-12 regular season titles (2000, 2003) and four consecutive NCAA Tournament berths. The Wildcats made three Sweet Sixteens (2001, 2002, 2003), two Elite Eights (2001, 2003) and were the NCAA national runner-up in 2001. All total, Arizona won 107 games during Gardner's four seasons and he still holds school records for games started (135) and minutes played (4,825), while ranking third in school history with 1,984 career points. He also finished second in threes made (318) and fourth in assists (622). He earned his degree from the university in 2011 in disciplinary studies.

Gardner later played professionally overseas for more than eight years, primarily in Germany. In 2009, he was named MVP of German Basketball Bundesliga after helping Oldenburg to the league crown, averaging 13.7 points, 4.0 assists and 3.0 boards per game. He was a two-time Basketball Bundesliga All-Star, including starting the 2007 game.

Gardner is married to the former Jacquelyn Maxberry and the couple has four children, Jasper, Jason Jr., Jacob and Jackson.



THE GARDNER FILE

School: Arizona, '11
Seasons with IUPUI: fifth season
Career Record: 50-79 (5th year)
Coaching Experience:
 2014-pres., Head Coach, IUPUI
 2013-14, Assistant Coach, Memphis
 2011-13, Assistant Coach, Loyola (Ill.)
 2010-11, Assistant Coach, Cathedral H.S.



IUPUI PLAYER CAREER STATS

GOSS, Elyjah

Season	gp-gs	min/avg	Total		3-Point		F-Throws		Rebounds				pf	fo	ast	to	blk	stl	Scoring	
			fg-fga	pct	fg-fga	pct	ft-fita	pct	off	def	tot	avg							pts	avg
2017-18	30-0	414/13.8	41-93	.441	4-13	.308	22-29	.759	38	68	106	3.5	46	0	12	20	11	12	108	3.6
2018-19	4-4	102/25.5	11-24	.458	4-8	.500	5-9	.556	8	26	34	8.5	6	0	2	4	6	4	31	7.8
TOTAL	34-4	516/15.2	52-117	.444	8-21	.381	27-38	.711	46	94	140	4.1	52	0	14	24	17	16	139	4.1

HALL, Evan

Season	gp-gs	min/avg	Total		3-Point		F-Throws		Rebounds				pf	fo	ast	to	blk	stl	Scoring	
			fg-fga	pct	fg-fga	pct	ft-fita	pct	off	def	tot	avg							pts	avg
2015-16	23-11	383/16.7	50-97	.515	1-1	1.000	19-47	.404	41	50	91	4.0	67	4	14	17	7	10	120	5.2
2016-17	30-23	596/19.9	96-163	.589	0-0	.000	35-89	.393	73	83	156	5.2	83	1	14	40	24	16	227	7.6
2017-18	29-29	655/22.6	97-215	.451	0-0	.000	30-102	.294	74	104	178	6.1	79	1	20	54	25	21	224	7.7
2018-19	3-3	86/28.7	16-28	.571	0-0	.000	5-12	.417	9	8	17	5.7	7	0	3	7	4	2	37	12.3
TOTAL	85-66	1720/20.2	259-503	.515	1-1	1.000	89-250	.356	197	245	442	5.2	236	6	51	118	60	49	608	7.2

McCALL, D.J.

Season	gp-gs	min/avg	Total		3-Point		F-Throws		Rebounds				pf	fo	ast	to	blk	stl	Scoring	
			fg-fga	pct	fg-fga	pct	ft-fita	pct	off	def	tot	avg							pts	avg
2014-15	31-15	664/21.4	52-124	.419	6-19	.316	39-61	.639	31	58	89	2.9	49	1	38	55	1	19	149	4.8
2016-17	32-22	678/21.2	51-120	.425	5-18	.278	45-77	.584	66	95	161	5.0	71	0	48	41	8	22	152	4.8
2017-18	29-27	799/27.6	70-173	.405	10-40	.250	53-74	.716	48	73	121	4.2	67	2	57	41	11	43	203	7.0
2018-19	4-4	121/30.3	7-22	.318	0-2	.000	1-4	.250	13	12	25	6.3	9	0	12	8	0	2	15	3.8
TOTAL	96-68	2262/23.6	180-439	.410	21-79	.266	138-216	.639	158	238	396	4.1	196	3	155	145	20	86	519	5.4

MINNETT, Jaylen

Season	gp-gs	min/avg	Total		3-Point		F-Throws		Rebounds				pf	fo	ast	to	blk	stl	Scoring	
			fg-fga	pct	fg-fga	pct	ft-fita	pct	off	def	tot	avg							pts	avg
2017-18	30-4	630/21.0	69-173	.399	51-126	.405	24-30	.800	12	24	36	1.2	42	0	35	39	1	14	213	7.1
2018-19	4-0	97/24.3	13-42	.310	9-32	.281	6-6	1.000	1	12	13	3.3	8	0	7	5	0	4	41	10.3
TOTAL	34-4	727/21.4	82-215	.381	60-158	.380	30-36	.833	13	36	49	1.4	50	0	42	44	1	18	254	7.5

ROGERS, Nick

Season	gp-gs	min/avg	Total		3-Point		F-Throws		Rebounds				pf	fo	ast	to	blk	stl	Scoring	
			fg-fga	pct	fg-fga	pct	ft-fita	pct	off	def	tot	avg							pts	avg
2017-18	27-25	635/23.5	40-120	.333	17-49	.347	40-56	.714	8	35	43	1.6	54	1	81	56	1	12	137	5.1
2018-19	4-0	65/16.3	7-12	.583	5-8	.625	8-12	.667	0	7	7	1.8	6	0	6	6	0	3	27	6.8
TOTAL	31-25	700/22.6	47-132	.356	22-57	.386	48-68	.706	8	42	50	1.6	60	1	87	62	1	15	164	5.3

IUPUI PLAYER CAREER-HIGHS

	#0 JAYLEN MINNETT	#2 JAKOBY KEMP	#4 JACK HANSEN	#5 CAMRON JUSTICE	#10 NICK ROGERS	#11 BRANDON KENYON	#15 AHMED ISMAIL	#22 D.J. MCCALL	#23 GRANT WEATHERFORD	#24 EVAN HALL	#25 TREVOR JOHNSON	#32 ELYJAH GOSS	#55 DANIEL ALSTON
PTS:	21 (11/6/18)	---	10 (11/6/18)	29 (11/14/18)	11 - 3x	7 (11/6/18)	3 (11/6/18)	25 (11/28/17)	14 (11/10/18)	21 (1/11/17)	---	10 - 2x	---
REB:	4 - 3x	---	4 (11/6/18)	5 (11/10/18)	5 - 2x	1 (11/6/18)	6 (11/6/18)	13 (12/3/16)	3 - 2x	12 (2/19/18)	---	12 (11/13/17)	---
AST:	3 - 2x	---	1 (11/14/18)	3 - 2x	6 - 2x	---	1 (11/14/18)	7 (12/28/16)	4 (11/10/18)	4 (12/12/16)	---	3 (2/23/18)	---
FG:	6 - 2x	---	3 (11/6/18)	7 - 2x	4 (1/2/18)	2 (11/6/18)	---	9 (11/28/17)	5 (11/10/18)	10 (2/16/18)	---	4 - 2x	---
FGA:	15 (11/6/18)	---	8 (11/6/18)	19 (11/14/18)	11 (1/2/18)	5 (11/6/18)	2 (11/10/18)	20 (11/28/17)	7 (11/6/18)	16 (11/14/18)	---	8 (11/13/17)	---
3FG:	5 (11/6/18)	---	2 (11/6/18)	3 (11/16/18)	3 (2/23/18)	---	---	3 - 3x	1 (11/10/18)	1 (11/13/15)	---	2 (11/14/18)	---
3FGA:	12 (11/6/18)	---	6 (11/6/18)	12 (11/14/18)	5 (12/30/17)	1 (11/6/18)	---	7 (11/28/17)	1 - 3x	1 (11/13/15)	---	3 (11/10/18)	---
FT:	4 - 2x	---	2 (11/6/18)	13 (11/14/18)	8 - 2x	3 (11/6/18)	3 (11/6/18)	9 (2/23/18)	3 (11/10/18)	8 (12/12/16)	---	4 - 2x	---
FTA:	4 - 3x	---	2 (11/6/18)	13 (11/14/18)	10 - 2x	3 (11/6/18)	4 (11/6/18)	11 (2/23/18)	4 (11/10/18)	9 - 2x	---	6 (12/22/17)	---
BLK:	1 (12/22/17)	---	1 (11/6/18)	---	1 - 2x	1 (11/10/18)	1 (11/10/18)	2 (1/16/18)	---	4 (2/16/18)	---	3 (11/13/17)	---
STL:	3 (12/2/17)	---	1 (11/6/18)	3 (11/14/18)	2 - 5x	---	---	4 - 3x	1 - 3x	3 (1/10/18)	---	2 - 3x	---
MIN:	37 (11/11/17)	---	18 (11/6/18)	36 (11/10/18)	33 (1/4/18)	16 (11/6/18)	18 (11/6/18)	38 (2/19/15)	29 (11/14/18)	33 - 2x	---	27 - 2x	---

LAST FOUR BOX SCORES

GAME #1 • XAVIER 82, IUPUI 69 (CINCINNATI, OHIO)

IUPUI 69 • 0-1

#	Player		Total		3-Ptr		Rebounds			PF	TP	A TO Blk Stl				Min
			FG-FA	FG-FA	FT-FTA	Off	Def	Tot								
32	GOSS, Elijah	f	2-5	0-1	0-2	2	6	8	0	4	0	1	2	1	26	
15	ISMAIL, Ahmed	c	0-0	0-0	3-4	1	5	6	4	3	0	2	0	0	18	
05	JUSTICE, Camron	g	1-6	1-4	6-7	0	3	3	2	9	0	3	0	1	11	
22	McCALL, D.J.	g	2-8	0-1	0-2	4	1	5	1	4	5	0	0	0	32	
23	WEATHERFORD, Grant	g	3-7	0-1	2-2	0	2	2	3	8	1	3	0	1	26	
00	MINNETT, Jaylen		6-15	5-12	4-4	0	3	3	2	21	2	2	0	1	34	
04	HANSEN, Jack		3-8	2-6	2-2	1	3	4	2	10	0	0	1	0	18	
10	ROGERS, Nick		1-2	1-1	0-0	0	3	3	3	3	3	3	0	0	19	
11	KENYON, Brandon		2-5	0-1	3-3	0	1	1	5	7	0	1	0	0	16	
Team						1	0	1								
Totals				20-56	9-27	20-26	9	27	36	22	69	11	15	3	4	200
FG % 1st Half: 8-31 25.8%			2nd half: 12-25 48.0%			Game: 20-56 35.7%									Deadball	
3FG % 1st Half: 5-17 29.4%			2nd half: 4-10 40.0%			Game: 9-27 33.3%									Rebounds	
FT % 1st Half: 13-16 81.3%			2nd half: 7-10 70.0%			Game: 20-26 76.9%									3	

Xavier 82 • 1-0

#	Player		Total		3-Ptr		Rebounds			PF	TP	A TO Blk Stl				Min
			FG-FA	FG-FA	FT-FTA	Off	Def	Tot								
00	JONES, Tyrique	f	8-11	0-0	1-1	4	2	6	5	17	1	0	0	4	22	
13	MARSHALL, Naji	f	4-13	0-6	5-7	2	2	4	3	13	7	3	0	1	36	
32	WELAGE, Ryan	f	9-17	6-13	0-0	1	6	7	1	24	2	0	1	1	32	
01	SCRUGGS, Paul	g	2-3	1-2	0-1	1	5	6	5	5	4	4	0	2	24	
02	CASTLIN, Kyle	g	3-5	1-2	2-2	2	6	8	1	9	1	1	0	0	29	
04	HARDEN, Elias		2-4	1-3	1-2	0	1	1	3	6	1	1	0	0	18	
11	KENNEDY, Keonte		1-4	0-2	0-0	0	1	1	2	2	2	2	0	1	18	
12	JAMES, Dontarius		0-2	0-1	0-0	0	0	0	0	0	0	1	0	0	4	
35	HANKINS, Zach		2-7	0-0	2-6	3	4	7	2	6	0	1	5	1	17	
Team						0	3	3								
Totals			31-66	9-29	11-19	13	30	43	22	82	18	13	6	10	200	
FG % 1st Half: 14-32 43.8%			2nd half: 17-34 50.0%			Game: 31-66 47.0%						Deadball Rebounds 3				
3FG % 1st Half: 3-13 23.1%			2nd half: 6-16 37.5%			Game: 9-29 31.0%										
FT % 1st Half: 6-11 54.5%			2nd half: 5-8 62.5%			Game: 11-19 57.9%										

Officials: James Breeding, Brent Hampton, Alfred Smith
 Technical fouls: IUPUI-JUSTICE, Camron. Xavier-None.
 Attendance: 10224

Score by periods	1st	2nd	Total
IUPUI	34	35	69
Xavier	37	45	82

GAME #2 • IUPUI 71, EASTERN ILLINOIS 65 (INDIANA FARMERS COLISEUM)

Eastern Ill. 65 • 0-2

#	Player		Total		3-Ptr		Rebounds			PF	TP					Min
			FG-FGA	FG-FGA	FT-FTA	Off	Def	Tot	A			TO	Blk	Stl		
24	Rade Kukobat	f	5-13	1-3	7-10	2	4	6	2	18	2	2	2	2	35	
32	JaQualis Matlock	f	0-4	0-1	0-0	0	5	5	2	0	3	0	0	0	22	
03	Mack Smith	g	2-5	2-3	6-6	1	7	8	3	12	1	1	0	2	36	
05	Shareef Smith	g	4-6	1-2	4-4	1	0	1	5	13	0	1	0	1	20	
22	Josiah Wallace	g	4-11	1-3	3-3	1	6	7	5	12	3	6	1	0	27	
01	Kashawn Charles		0-0	0-0	0-0	0	0	0	2	0	0	1	0	1	4	
02	Terrell Lewis		0-1	0-1	0-0	0	0	0	3	0	1	3	0	0	7	
10	Cam Burrell		0-3	0-0	0-2	0	1	1	2	0	1	2	2	0	21	
12	Braxton Shaw		0-1	0-0	0-0	0	1	1	1	0	0	0	0	0	1	
13	Shawn Wilson		0-0	0-0	0-0	0	0	0	1	0	0	0	0	0	0+	
23	Ben Harvey		4-9	1-4	1-1	2	1	3	1	10	0	2	0	0	27	
55	Aboubacar Diallo		0-0	0-0	0-0	0	0	0	0	0	0	0	0	0	0+	
	Team					1	2	3								
	Totals		19-53	6-17	21-26	8	27	35	27	65	11	18	5	6	200	
FG % 1st Half: 8-24 33.3%			2nd half: 11-29 37.9%			Game: 19-53 35.8%			Deadball Rebounds							
3FG % 1st Half: 2-8 25.0%			2nd half: 4-9 44.4%			Game: 6-17 35.3%			4							
FT % 1st Half: 13-15 86.7%			2nd half: 8-11 72.7%			Game: 21-26 80.8%										

IUPUI 71 • 1-1

#	Player		Total		3-Ptr		Rebounds			PF	TP	A TO Blk Stl					Min
			FG-FA	FG-FA	FT-FTA	Off	Def	Tot	A			TO	Blk	Stl			
24	HALL, Evan	f	3-5	0-0	0-0	1	1	2	3	6	1	2	0	1	26		
32	GOSS, Elyjah	f	3-7	1-3	3-4	3	7	10	1	10	1	1	2	1	27		
05	JUSTICE, Camron	g	7-18	2-9	5-7	1	4	5	2	21	3	2	0	0	36		
22	McCALL, D.J.	g	0-5	0-1	0-0	3	4	7	2	0	5	2	0	1	31		
23	WEATHERFORD, Grant	g	5-5	1-1	3-4	0	1	1	5	14	4	4	0	0	25		
00	MINNETT, Jaylen		2-10	1-7	2-2	0	3	3	1	7	1	2	0	0	22		
04	HANSEN, Jack		1-2	1-1	0-0	0	1	1	2	3	0	1	0	0	9		
10	ROGERS, Nick		1-3	1-3	6-10	0	2	2	0	9	1	2	0	2	16		
11	KENYON, Brandon		0-0	0-0	0-0	0	0	0	0	0	0	0	1	0	3		
15	ISMAIL, Ahmed		0-2	0-0	1-2	2	2	4	4	1	0	1	1	0	5		
Team						2	1	3									
Totals			22-57	7-25	20-29	12	26	38	20	71	16	17	4	5	200		
FG % 1st Half: 10-27 37.0%			2nd half: 12-30 40.0%		Game: 22-57 38.6%										Deadball		
3FG % 1st Half: 5-13 38.5%			2nd half: 2-12 16.7%		Game: 7-25 28.0%										Rebounds		
FT % 1st Half: 10-14 71.4%			2nd half: 10-15 66.7%		Game: 20-29 69.0%										5,1		

Officials: John Floyd, Ed Phillips, Michael Kitts
 Technical fouls: Eastern Ill.-None. IUPUI-None.
 Attendance: 1350

Score by periods	1st	2nd	Total
Eastern Ill.	31	34	65
IUPUI	35	36	71

GAME #3 • IUPUI 76, BOSTON COLLEGE 69 (CHESTNUT HILL, MASS.)

IUPUI 76 • 2-1

#	Player		Total		3-Ptr		Rebounds			PF	TP					Min
			FG-FGA	FG-FGA	FT-FTA	Off	Def	Tot	A			TO	Blk	Stl		
24	HALL, Evan	f	8-16	0-0	2-6	6	4	10	2	18	0	2	2	1	33	
32	GOSS, Elyjah	f	3-5	2-2	1-1	3	7	10	3	9	0	1	0	0	28	
05	JUSTICE, Camron	g	7-19	2-12	13-13	1	1	2	2	29	3	1	0	3	33	
22	McCALL, D.J.	g	0-3	0-0	0-0	4	3	7	2	0	1	4	0	0	28	
23	WEATHERFORD, Grant	g	1-4	0-1	2-3	0	3	3	3	4	3	2	0	1	30	
00	MINNETT, Jaylen		1-5	1-5	0-0	0	3	3	4	3	1	0	0	1	15	
04	HANSEN, Jack		2-5	1-3	0-0	1	1	2	0	5	1	0	0	0	11	
10	ROGERS, Nick		2-2	2-2	2-2	0	1	1	2	8	1	1	0	1	15	
15	ISMAIL, Ahmed		0-1	0-0	0-0	0	0	0	5	0	1	1	0	0	7	
Team						1	1	2								
Totals			24-60	8-25	20-25	16	24	40	23	76	11	12	2	7	200	
FG % 1st Half: 13-30 43.3%			2nd half: 11-30 36.7%			Game: 24-60 40.0%						Deadball				
3FG % 1st Half: 4-13 30.8%			2nd half: 4-12 33.3%			Game: 8-25 32.0%						Rebounds				
FT % 1st Half: 6-6 100.0			2nd half: 14-19 73.7%			Game: 20-25 80.0%						2				